CAST IRON

ANGLE GLOBE VALVE

INTRODUCTION

Leader Cast Iron Globe Valves (Angle Pattern) are designed to stop, start and regulate flow. The ends of this Globe valve are at an angle of 90 degrees, and fluid flow occurs with a single 90 degrees turn. They are recommended to be used in applications that have periods of pulsating flow because of their capability to handle the slugging effect of this type of flow.

PRINCIPAL FEATURES

- Design Std.: BSEN 13789.
- Angle pattern, O/S & Yoke Type, Rising Stem.
- Metal to Metal seating.
- Stainless Steel Body & Disc rings, Stainless Steel Stem.
- Composition disk uses a hard, non-metallic insert ring on the disk, which ensures a tighter closure.
- Additional advantage of an angle valve is that it provides a 90° turn in piping so fewer joints are required and make-up time and labour are reduced.
- Flanged ends as per DIN 2533 PN16 (RF).
- Compact & rigid structure.
- Used in application that have periods of pulsating flow because of their capability to handle the slugging effect of this type of flow.
- Small opening and closing torque.
- The outside screw & Yoke configuration protects the stem & offer quick visual indicator of open / closed position.
- Using Grafoil packing, reliable sealing, light and flexible operation.
- Robust construction of hand wheel in open spoke design.
- Provision for re-packing under pressure in the installed condition.
- Easy visual control of open / closed position marked on the hand wheel.
- Operation mode manual, gear, electric.
- Available with open-shut indicator & locking arrangement on request.
- Valves are available with IBR Certification upto size 150mm.
- Widely used for utility services such as water supply, power plants, gas supply, district heating piping, irrigation projects, air conditioning systems, as well as food processing industry, Boiler industry, pharmaceutical and powder industry for throttling service.

END CONNECTION

Flanged as per DIN 2533, PN-16 (RF).
Flange drilling as per other standards also available upon request.

UTILISATION & SERVICE

Best suited for potable water, treated fresh water, neutral liquids Steam & some gases.

WORKING PRESSURE & TEMPERATURE LIMITS

Maximum Working Pressure: 16 Bar.
Maximum Working temperature: 220°C.
See Pressure / Temperature Diagram.

Item Code:	CI0016
Pressure Rating:	PN-16
Testing Standard:	BSEN 12266 Part-1
Size Range:	15mm to 250mm
Product Standard:	BS 5152, BSEN 13789

SUITABLE FOR

Water	Oil	Air	Gases	Steam
✓	✓	✓	✓	✓

TEST PRESSURE (Hydrostatic)

Rating	PN-16
Body (Hyd.)	24 Bar
Seat (Hyd.)	16 Bar

PRESSURE/TEMPERATURE DIAGRAM

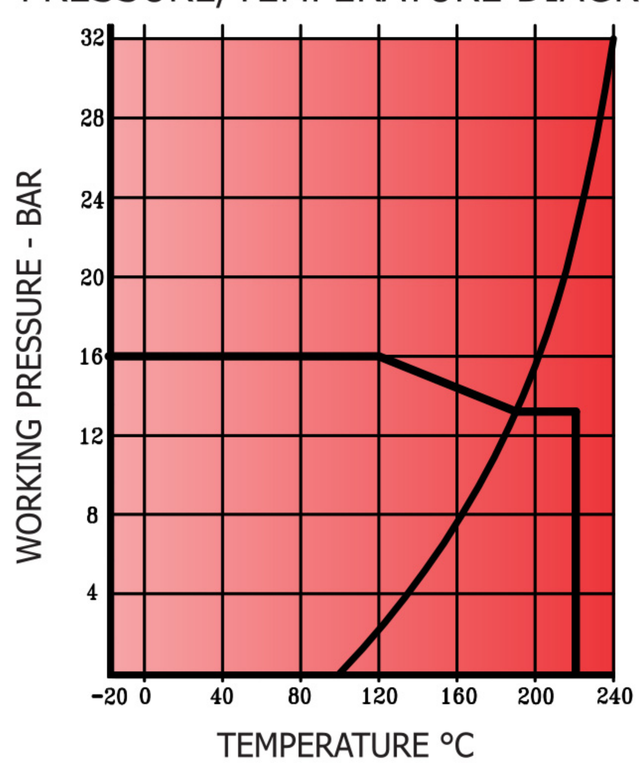

Note : The above data is subject to change without notice due to our continuing product improvement program.

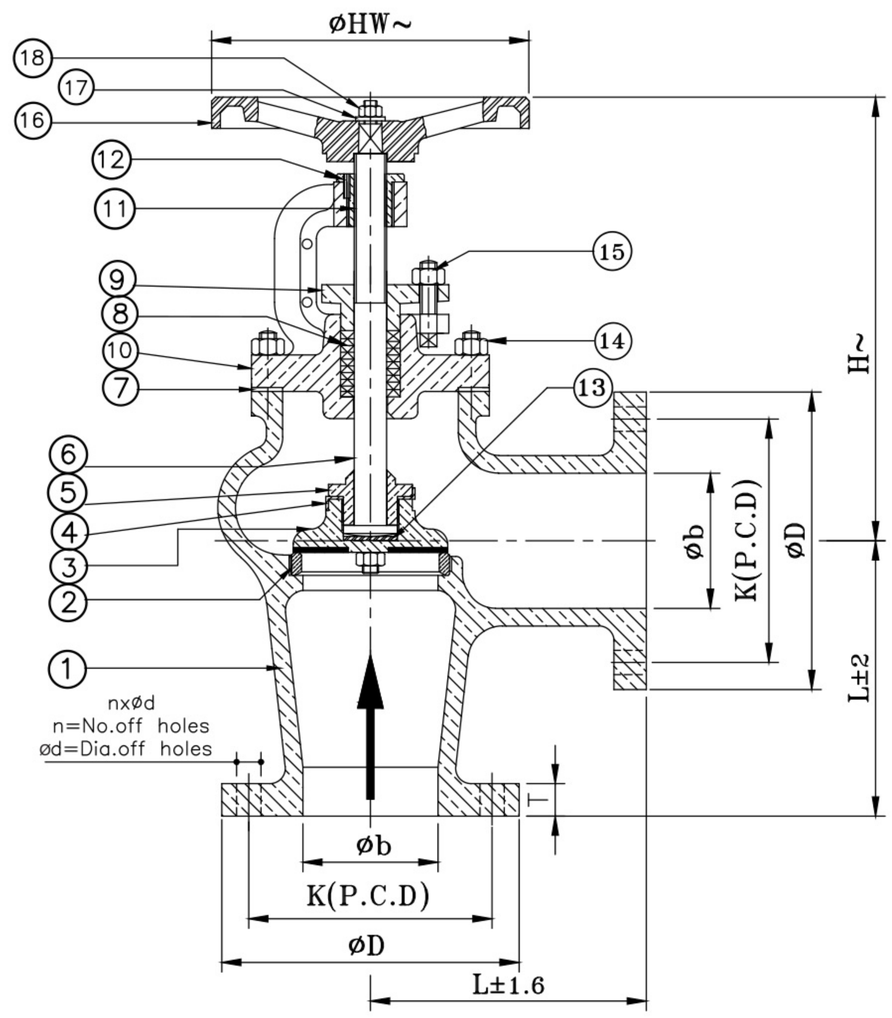

FOR SDNR TYPE VALVE

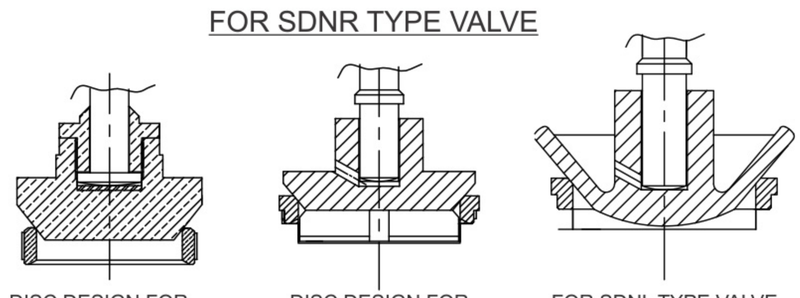

DISC DESIGN FOR SIZE 15MM TO 80MM

DISC DESIGN FOR SIZE 100MM AND ABOVE

FOR SDNL TYPE VALVE PLUG TYPE DISC DESIGN

MATERIAL SPECIFICATION

P.No.	NAME OF PART	MATERIAL	SPECIFICATION
1	BODY	CAST IRON	IS 210 Gr. FG 200
2	BODY SEAT RING	F.S.S.	ASTM A182 Gr. F6a
3	DISC	13% Cr. Steel	CA15 / F6a
4	LOCKING WASHER	STAINLESS STEEL	TYPE 410
5	DISC NUT	STAINLESS STEEL	TYPE 410
6	STEM	STAINLESS STEEL	TYPE 410
7	GASKET	C.N.A.F.	
8	PACKING	FLEXIBLE GRAPHITE	
9	GLAND FLANGE	CAST IRON	IS 210 Gr. FG 200
10	BONNET	CAST IRON	IS 210 Gr. FG 200
11	YOKE BUSH	GUN METAL	LTB2
12	LOCKING SCREW	STAINLESS STEEL	TYPE 316
13	THRUST PLATE	STAINLESS STEEL	TYPE 410
14	STUDS & NUTS	CARBON STEEL	IS 1363
15	T-HEAD BOLTS & NUTS	CARBON STEEL	IS 1363
16	HAND WHEEL	CAST IRON	IS 210 Gr. FG 200
17	WASHER	STAINLESS STEEL	TYPE 410
18	NUT FOR HAND WHEEL	CARBON STEEL	BS 916

DIMENSIONAL DATA

SIZE (mm)	15	20	25	32	40	50	65	80	100	125	150	200	250
L ±2	80	95	100	105	115	125	145	155	175	200	225	275	325
Øb	15	20	25	32	40	50	65	80	100	125	150	200	250
H~	145	145	145	175	190	225	250	280	330	365	412	418	575
ØHW~	120	120	120	120	140	140	180	180	235	260	320	400	400
ØD	95	105	115	140	150	165	185	200	220	250	285	340	395
T	14	16	16	18	18	20	20	22	24	26	26	26	28
K	65	75	85	100	110	125	145	160	180	210	240	295	350
n	4	4	4	4	4	4	4	8	8	8	8	8	12
Ød	14	14	14	18	18	18	18	18	18	18	23	23	23

Note : The above data is subject to change without notice due to our continuing product improvement program.